

DESCRIPTION

UHF colinear antennas for mobile service covering the full band of 368-490 MHz by cutting. The spring radiator is available in 17/7 PH stainless steel or black chromed with a nylon reinforce to get the maximum strength and flexibility. They can be supplied with "SL" mount for hole installation or magnetic mount for temporary fitting.

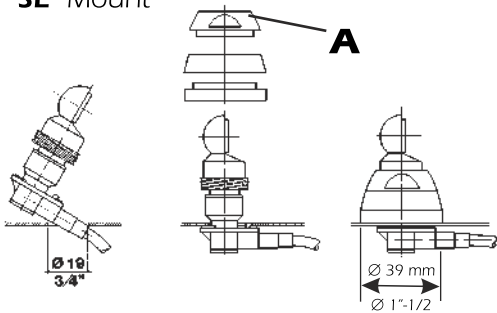
SPECIFICATIONS

Electrical Data	
Type	: $1/4 \lambda + 1/2 \lambda$ colinear
Frequency Range	: from 368 to 490 MHz tunable by cutting
Impedance	: 50 Ω
Radiation	: Omnidirectional
Polarization	: Vertical
Gain	: 3.5 dB ref. to a $\lambda/4$ whip (5.6 dBi)
Bandwidth @ SWR ≤ 1.5	: ≥ 20 MHz @ 368 MHz
SWR @ res. freq.	: ≤ 1.2
Max Power	: 100 Watts
Feed System / Position	: Direct / Base
Standard Mount	: "SL" UHF mounting hole $\varnothing 19$ mm, cable 5m RG 58
Alternative Mount	: PM 100 S magnetic mount, cable 3.6m RG 58 w/ PL259-m

Mechanical Data	
Materials	: Stainless Steel, Nylon, Chromed Brass
Height (approx.)	: 745 mm
Weight (approx.)	: 420 gr

MOUNTING INSTRUCTIONS

"SL" Mount



REMARK:

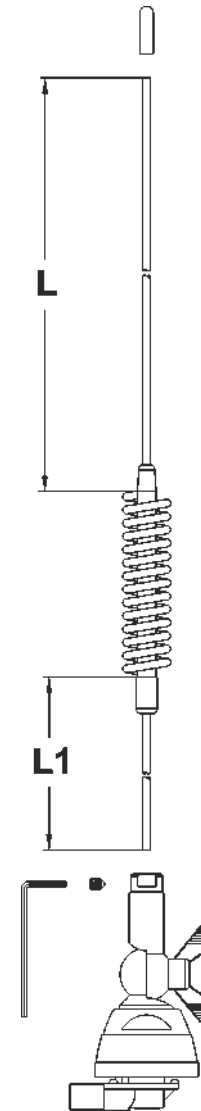
Be careful during installation do not use too much strenght but tighten the metal ring **A** by means of the suitable tool.
TIGHTENING TORQUE: 4 Nm \pm 10%

ATTENZIONE:

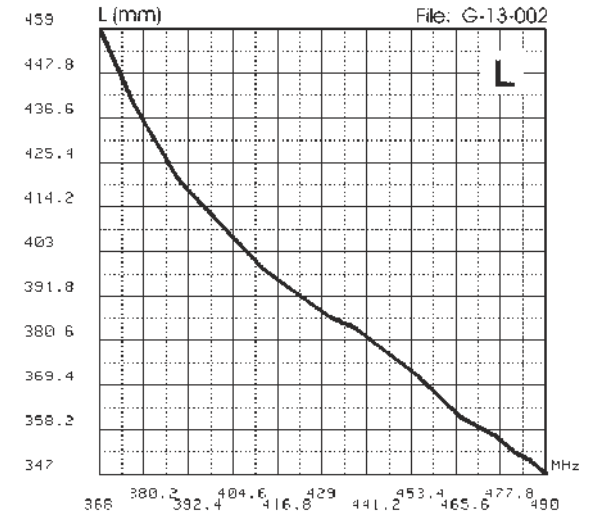
Porre attenzione durante l'installazione. Non serrare con troppa forza ma avvitare l'anello metallico **A** utilizzando la chiave adeguata. **COPPIA DI SERRAGGIO: 4 Nm \pm 10%**

TYPICAL TUNING DIAGRAMS

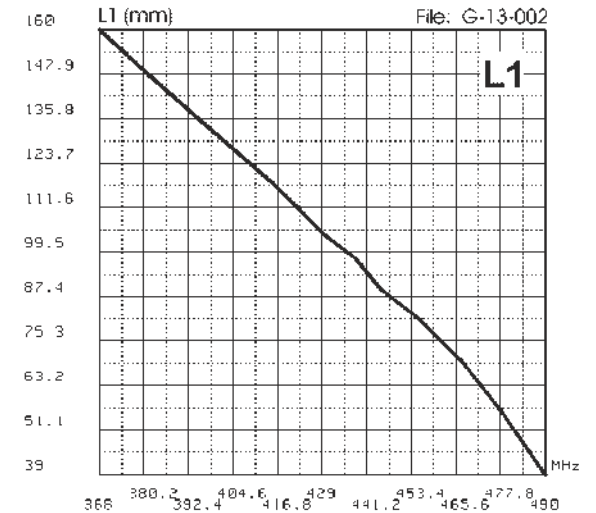
ATTENTION: cutting diagram valid **only** for **SL** mount



TYPICAL TUNING DIAGRAM vs FREQUENCY



TYPICAL TUNING DIAGRAM vs FREQUENCY

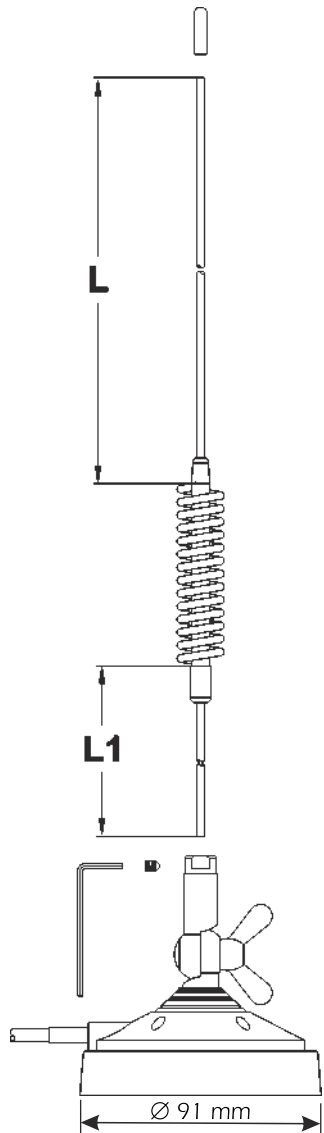


NOTE:

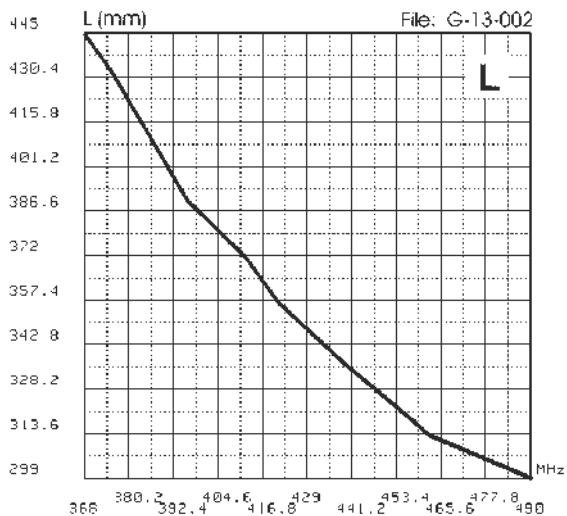
- Use the curves just as a guide. For fine-tuning please use an SWR-Meter.

TYPICAL TUNING DIAGRAMS

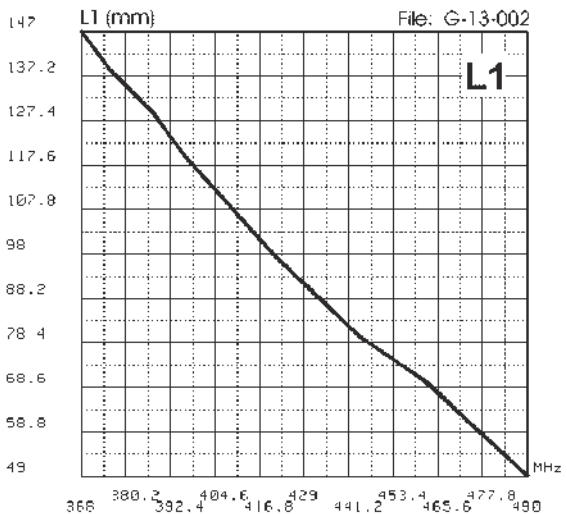
ATTENTION: cutting diagram valid **only** for **PM 100 S** mount



TYPICAL TUNING DIAGRAM vs FREQUENCY



TYPICAL TUNING DIAGRAM vs FREQUENCY



NOTE:

- Use the curves just as a guide. For fine-tuning please use an SWR-Meter.



HI-QUALITY ANTENNAS MADE IN ITALY

© Copyright SIRIO antenne - Technical Data are subjected to change - Printed in ITALY - Rev. 04/10/2018 - Cod. ID120

SU 370-490

UHF Mobile Antenna 368-490 MHz



SU 370-490



SU 370-490 Black

Installation Manual